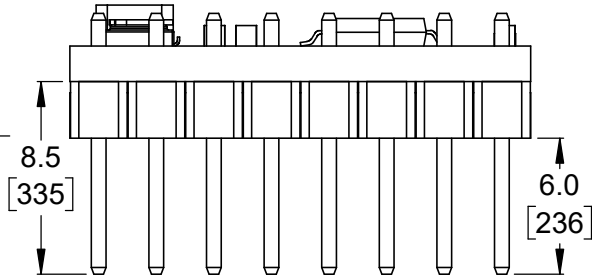
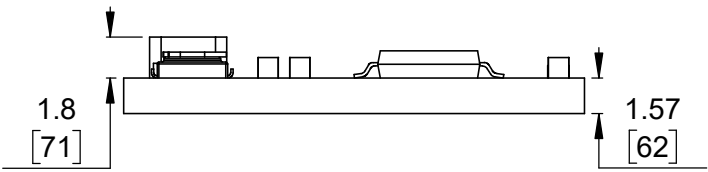


1 Board dimensions (top view)  
Scale 3:1

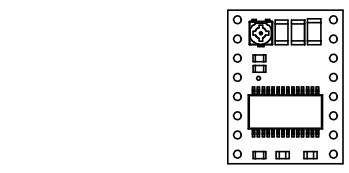
2 Connector callouts (bottom view)  
Scale 3:1

3 Isometric view  
Scale 3:1



4 Profile  
Scale 3:1

5 Profile with headers  
Scale 3:1



6 Actual size  
Scale 1:1

- To get the specified scale, select 100% in print settings.
- Drill location tolerance:  $\pm 0.1$  [ $\pm 5$ ].
- Board edge tolerance:  $\pm 0.3$  [ $\pm 10$ ].

<a href="https://www.pololu.com/category/336">https://www.pololu.com/category/336</a>	
Name: TB67S581FNG Stepper Motor Driver Carrier	Item number: 2988, 2989
Drawing date: 4 March 2025	Dev code: md20b
Units: mm [mil]	Material: mixed

